



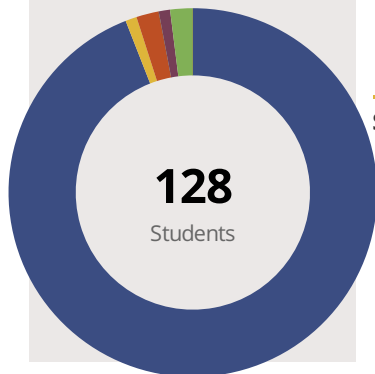
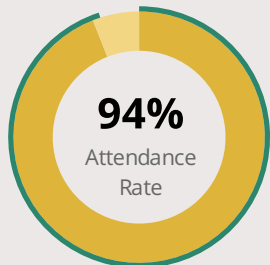

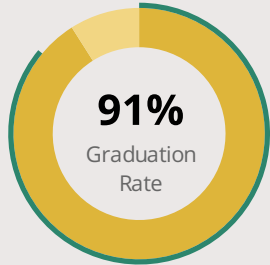
ORANGEVILLE HIGH SCHOOL

201 S ORANGE ST ORANGEVILLE, IL 61060 9720 (815) 789-4289

Grades: 9-12
District: ORANGEVILLE CUSD 203

Principal: Mr. Andrew Janecke
Superintendent: Dr. Douglas DeSchepper

FAST FACTS



College Readiness

Graduation Rate

Percentage of students who graduate within 4 years



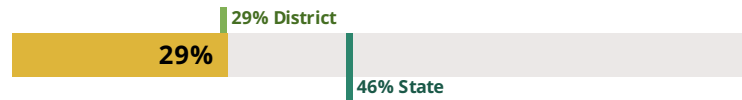
Post-Secondary Enrollment

Percentage of students who enroll at colleges and universities



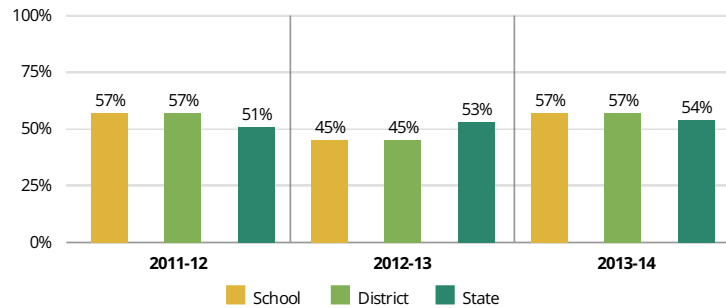
Ready for College Coursework

Percentage of students who meet or exceed ACT college readiness benchmarks



Academic Success

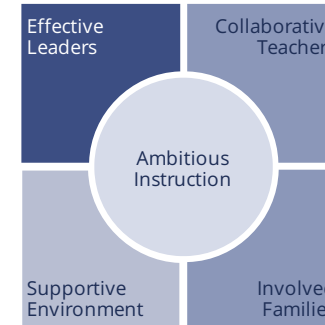
The percentage of students who meet or exceed standards on the Prairie State Achievement Exam (PSAE).



Student Characteristics

White	95%	Low Income	28%
Black	1%	English Learners	0%
Hispanic	2%	With Disabilities	16%
Asian	0%	Homeless	1%
American Indian	1%		
Two or More Races	2%		
Pacific Islander	0%		

School Environment



The **5Essentials Survey** allows students in grades 6-12 and all teachers to share their perspectives on essential conditions for learning. The anonymous survey consists of 5 components.

- Most implementation
- More implementation
- Average implementation
- Less implementation
- Least implementation
- Not Applicable/Low Response

Response Rates

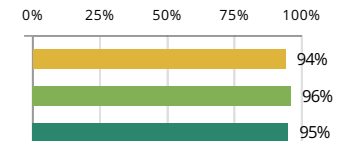
Students	77%
Teachers	62%

- More** Effective Leaders
Do principals and teachers implement a shared vision for success?
- Average** Collaborative Teachers
Do teachers collaborate to promote professional growth?
- Least** Ambitious Instruction
Are the classes challenging and engaging?
- Less** Supportive Environment
Is the school safe, demanding, and supportive?
- Average** Involved Families
Does the entire staff build strong external relationships?

Student Attendance and Mobility

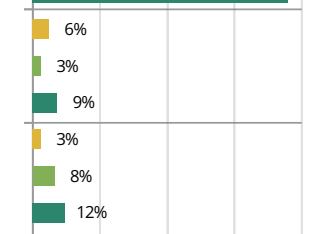
Attendance Rate

Rate at which students are present, not including excused or unexcused absences



Chronic Truancy Rate

Percentage of students who have been absent without valid reasons for 5% or more of regular school days



Student Mobility

Percentage of students who transfer in or out of the school during the school year, not including graduates





ORANGEVILLE HIGH SCHOOL

School Highlights

Academic Courses

We offer a complete education for the students in the high school and junior high. To graduate students must have 4 credits of English, 3 credits of math, 3 credits of science, 3 credits of social studies, 1 credit of fine arts or vocational, 1/2 credit of driver education, 1/2 credit of health, and 1/2 credit of consumer education. Also, students

Physical Education, Health and Wellness

Health Education Courses

Other Programs and Activities

Drama/Theatre, Forensics/Speech Teams, Marching Band

School Awards

Career Development Courses and Programs

Students can attend CareerTec at Freeport High School. OHS offers woodworking, construction, agriculture electives and other career and technical education classes in business.

Athletics

Boy's Baseball, Boy's Basketball, Boy's Football, Boy's Wrestling, Girl's Basketball, Girl's Softball, Girl's Volleyball

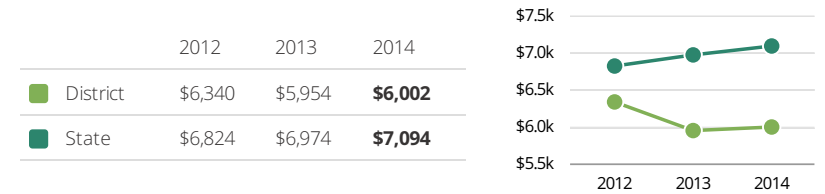
School Personnel Resources

Paraprofessional, School Guidance Counselor, Special Education Teacher

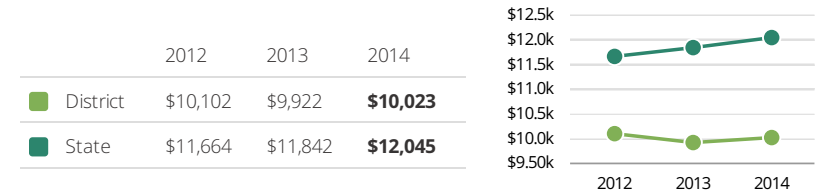
Facilities

District Finance

Instructional Spending per Pupil includes only the activities directly dealing with the teaching of students or the interaction between teachers and students.



Operational Spending per Pupil includes all costs for overall operations in this school's district, including Instructional Spending, but excluding summer school, adult education, capital expenditures, and long-term debt payments.



Educator Measures

In the last six years, **3 principal(s)** have led this school. In the last three years, an average of **65% of teachers** return to this school from one year to the next.

Measures of teacher attendance and proficiency will be added to this report in 2015.

FOR MORE INFORMATION

Visit IllinoisReportCard.com to see additional details about each item of information for this school. There you will find charts spanning multiple years, detailed explanations, resources, more of the school's programs and activities, and powerful tools that let you dig deeper into data.

Most of this data has been collected by ISBE from school districts through data systems. Some information, such as the School Highlights, is entered directly by principals and can be updated throughout the year.